

CHAPTER 3 | COMMUNITY PROFILE



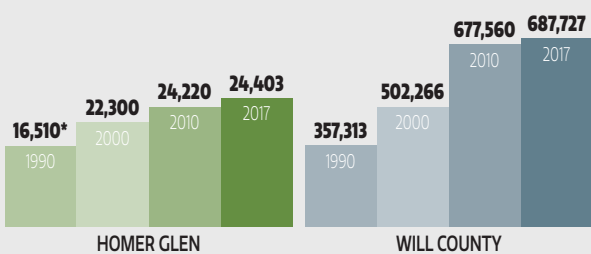
POPULATION

FIGURE 3.1

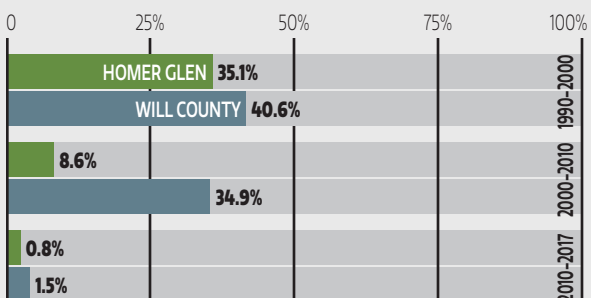
Homer Glen's population has stabilized since its incorporation, experiencing only 8.6% growth from 2000-2010 and less than 1% growth from 2010-2017. In comparison, Will County saw 34.9% growth from 2000-2010 but has stabilized since then. A stabilized population has made it possible for the Village to provide services in a fiscally manageable manner. However, as Homer Glen prepares for growth, even at a moderate pace, the Village will need to provide adequate services, utilities, and infrastructure to support existing and future residents and businesses.

NOTE: Homer Glen's 1990 population was calculated in relation to the 1990 and 2000 population for Homer Township, Homer Glen census tracts, and Will County.

POPULATION | HOMER GLEN & WILL COUNTY, 1990-2017



% POPULATION CHANGE | HOMER GLEN & WILL COUNTY, 1990-2017



Even before incorporation in 2001, Homer Glen has long prided itself as a community that strongly emphasizes the preservation of its natural environment, large residential lots, serene pastoral atmosphere, and a distinct patchwork of neighborhoods that each hold their own identity and appeal. This perspective is reflected in the Village's slogan:

"Community and Nature in Harmony"

It is also represented by the actions of the Homer Glen community, from its lauded lighting code and environmentally-conscious Conservation Design Ordinance to its 2008 recognition as a Tree City USA community and commitment to advancing Dark Skies principles.

The Village's slogan is not just a tagline; it is a way of life and conscious approach to community planning. Just as this approach guided the Village's 2018-21 Strategic Plan, it will also serve as the foundation that reinforces the long-range strategies for growth and development that will define the Comprehensive Plan Update.

DEMOGRAPHIC PROFILE

This chapter summarizes Homer Glen's demographic profile, particularly focusing on the Village's population, race and ethnicity, age, and education. This profile provides an overview of demographic trends since the Village's incorporation, as well as lends insights into how the Village's demographic makeup may be impacted by or influence strategic growth and development over time.

Additional socioeconomic data is presented in the Housing and Market Analyses in Chapters 6 and 7, respectively.





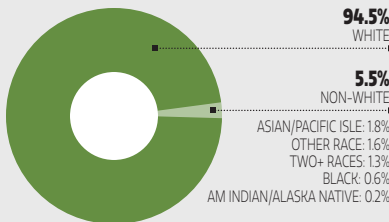
RACE & ETHNICITY

FIGURE 3.2

While Homer Glen does not offer as much racial and ethnic diversity as Will County as a whole, the Village does a good job of creating a welcoming community. Student enrollment at many of the local schools show greater racial and ethnic diversity than the Village population as a whole. Village staff and officials also reflect and support diversity in the community.

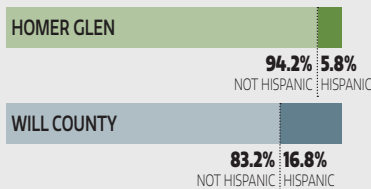
As highlighted in the 2018-21 Strategic Plan, the Village *"manages diversity well"* and *"encourages... cultural diversity for present and future generations."* These characteristics should be maintained over time as Homer Glen continues to grow and develop, particularly providing opportunities that are supportive of a diverse community.

RACE & ETHNICITY HOMER GLEN, 2017



HISPANIC/LATINO ETHNICITY

HOMER GLEN & ADJACENT COMMUNITIES, 2017



AGE

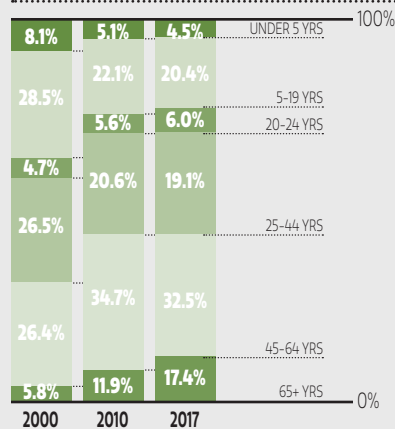
FIGURE 3.3

Population of age 45+ has increased the most since 2000. This is reflected in Homer Glen's median age, which increased to 44.9 in 2017 after some stability in the 42-year range in the 2000s. Notably, the median age in Homer Glen has historically been 7 years or greater than Will County, which may be an indicator of different variables, including:

- » Long-time Homer Glen and Township residents tend to stay in the community
- » Homer Glen may not align with the characteristics that Millennials and other young adults seek in a place to find a home
- » Recent senior living developments in Homer Glen offer seniors attractive housing options

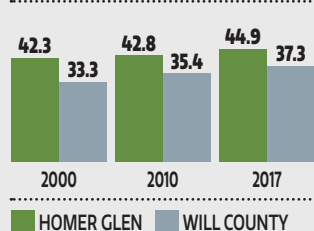
AGE DISTRIBUTION

HOMER GLEN, 2000-2017



MEDIAN AGE

HOMER GLEN & WILL COUNTY, 2000-2017



EDUCATION

FIGURE 3.4

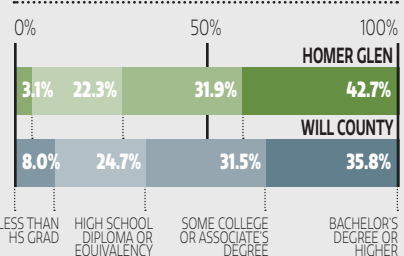
Homer Glen is a well-educated community. Almost 75% of residents age 25-74 (2017) have some college experience or an associate's degree, with about 43% having a bachelor's degree or higher. This compares to 67% (some college) and 36% (bachelor's degree or higher) for all of Will County.

This level of educational attainment points to the potential for the Village to attract businesses that require greater skill levels. The employment by industry data table below supports this potential, particularly with some high skilled industries either increasing to demonstrate growth or decreasing to show room for improvement.

A diversified tax base with professional offices, healthcare, and high skilled industrial would align well with Homer Glen's well-educated workforce.

EDUCATIONAL ATTAINMENT

HOMER GLEN & WILL COUNTY, 2017



EMPLOYMENT BY INDUSTRY

HOMER GLEN, 2000-2017

Industry	2000	2017
Agriculture & mining	0.1%	0.3% ▲
Construction	7.7%	7.0% ▼
Manufacturing	13.1%	10.8% ▼
Wholesale Trade	3.9%	3.5% ▼
Retail Trade	11.6%	12.2% ▲
Transportation & Warehousing	6.7%	8.0% ▲
Information	1.8%	2.4% ▲
Finance, Insurance & Real Estate	8.0%	8.0% —
Professional Services	11.3%	10.3% ▼
Education, Healthcare & Social	22.5%	22.7% ▲
Arts & Entertainment	6.8%	7.0% ▲
Other Services	3.8%	4.5% ▲
Public Administration	2.7%	3.2% ▲

Demographic Data Sources: U.S. Census; American Fact Finder; American Community Survey; 2005 Homer Glen Comprehensive Plan

